香港交易及結算所有限公司及香港聯合交易所有限公司對本公告的內容概不負責，對其準確性或完整性亦不發表任何聲明，並明確表示，概不對因本公告全部或任何部分內容而產生或因依賴該等內容而引致的任何損失承擔任何責任。

福萊特玻璃集團股份有限公司
Flat Glass Group Co., Ltd.

（於中華人民共和國註冊成立的股份有限公司）

（股份代號：6865）

海外監管公告

本公告乃由福萊特玻璃集團股份有限公司(「**本公司**」)根據香港聯合交易所有限公司證券上市規則第13.10B條作出。

以下為本公司於上海證券交易所網站刊登之《福萊特玻璃集團股份有限公司重大資產購買預案(修訂稿)》，僅供參閱。

承董事會命
福萊特玻璃集團股份有限公司
董事長
阮洪良

中國浙江省嘉興市，二零二一年十二月十四日

在本公告之日，本公司的執行董事為阮洪良先生、姜瑾華女士、魏葉忠先生、沈其甫先生，而本公司的獨立非執行董事為徐攀女士、華富蘭女士和吳幼娟女士。

601865

1

2

3

4

..... 1

..... 2

..... 3

..... 6

..... 8

..... 8

..... 16

..... 16

..... 16

..... 16

..... 17

..... 18

..... 19

..... 19

..... 20

..... 29

..... 29

..... 30

..... 31

..... 33

..... 33

..... 36

..... 37

..... 49

..... 49

..... 49

.....50

.....54

		100% 100%
		100% 100%

1

2

“ ”

100%

100%

100% 100%

100% 100%

100% 100%

100% 100%

365,000.00

100% 100% 365,000.00

10

7

1 100% 100%

2

3

1

2

1

2

3

1 LPR

	100%	100%	
365,000.00	2020		2020
	365,000.00		

1

2021 10 27

2 Ç فه

2021 10 27

Ë./ J 100% 100%

Ŧ k p

1

2

3 ˜ Ť / $

5 س

¿ ú ¾ $ L= Ý ŤÄ'Y)¾½³' Ë]0"r²Ï ìäºð ‡P 4) ‡, 9á

ŧ o A Ť / $ ŧ

0û

0û

5%

“1 2021 8 26

40,000

25% 0.0019%

15 6

2

3

”

“

”

		1

		4
		1 2 ( ) 3
		1 2 3 4 5

		1 2

		3 4 ; 5
		1 2 3
		1 2 3 4 ( ) 5
		“ 1 2021 8 26 40,000 25% 0.0019% 15 6

		2 3 ” “ ”

		1 2 3 4 ; 5

		1 2 3

1

2

3

4 /

1

2

3

4 (
)

		3 4
		1 2 3 4 5 6 7
		1 2 3

1

x 0

		3 4 ( ) 5

1

2

		3 4
		1 2 3
		1 2 3 4 ( ) 5

1

2

3

4

:Ñ ù...-~l.´)9 Øà ‡PYUhB ëñ ñ 9“u 2 CÐ E v œ (.Ï %

1

“ ”

“ ”

IEA 2030

1,721GW 2050 4,670GW

Global Industry Analysts

2020 76 2027 447

28.8%

2

- 7

1,800

3

~

3

1

2021 10 27

2

2021 10 27

100% 100%

1

2

3

100%

100%

100% 100%

100% 100%

100% 100%

100% 100%

365,000.00

100% 100% 365,000.00

10

60% 10

90%

10

7

1 100% 100%

2

3

1

2

1

2

3

1 LPR

100% 100%

365,000.00 2020 2020

365,000.00

	59,474.87	1,301.74	22,967.60
	365,000.00	365,000.00	-
	365,000.00	365,000.00	22,967.60
	1,226,580.04	723,474.26	626,041.78
= /	29.76%	50.45%	3.67%
50%			

	Flat Glass Group Co., Ltd
	1998 6 24
	536,723,313.50
1	

1

2005 11 11 “ [2005] 208 ” 2005 9 30 6,840.19 10 2011 6 8 2011 3006

2005 11 11

6,840 160 160 7,000.19 7,000 7,000 0.19

2005 11 16 [2005]922 2005 12 12 [2005]88

2005 12 13

2005 12 29 3300002000011

1		2,450.00	35.00%
2		1,750.00	25.00%
3		1,750.00	25.00%
4		315.00	4.50%
5		210.00	3.00%
6		210.00	3.00%

7		105.00	1.50%
8		70.00	1.00%
9		70.00	1.00%
10		70.00	1.00%
		7,000.00	**100.00%**

H

2015 5 18

H

H 1:4

0.25 H 45,000

25% 15%

[2015]1773 2015

6		963.00	2.85%	3,852.00	2.14%
7		481.50	1.43%	1,926.00	1.07%
8		385.20	1.14%	1,540.80	0.86%
9		321.00	0.95%	1,284.00	0.71%
10		321.00	0.95%	1,284.00	0.71%
11		321.00	0.95%	1,284.00	0.71%
12		160.50	0.48%	642.00	0.36%
13		150.00	0.44%	600.00	0.33%
14		150.00	0.44%	600.00	0.33%
15		120.00	0.36%	480.00	0.27%
16		90.00	0.27%	360.00	0.20%
17		30.00	0.09%	120.00	0.07%
18		-	-	45,000.00	25.00%
		33,750.00	**100.00%**	**180,000.00**	**100.00%**

A

[2018]1959

2019 2 15

A 150,000,000

2.00 300,000,000.00

28,584,905.66

1,715,094.34 269,700,000.00

45,615,049.00

254,384,951.00 2019 2 11

19 00059

	1,350,000,000	69.23%
	-	-

	-	-
	1,350,000,000	69.23%
	-	-
	1,350,000,000	69.23%
	-	-
	-	-
	-	-
	600,000,000	30.77%
	150,000,000	7.69%
	-	-
	450,000,000	23.08%
	1,950,000,000	100.00%

A

1 2020 A

2020 8 11

2020 A

A

2020 8 11 15 460 A

15 4,600,000 A

28,658,000 2020 8 12

20 00428 2020 8 28

2020 A

A

1,950,000,000 1,954,600,000

A

	1,163,620,000	**59.53%**

	-	-
	-	-
	1,163,620,000	**59.53%**
	-	-
	1,163,620,000	**59.53%**
	-	-
	-	-
	-	-
	790,980,000	**40.47%**
A	340,980,000	17.45%
H	450,000,000	23.02%
	1,954,600,000	**100.00%**

2 2020 A

[2020]2648

A 84,545,147 0.25

29.57 2,499,999,996.79

16,918,053.10 2,483,081,943.69

2021 1 7

21 00008 2021

1 18

2021 1 19

84,545,147

2020 A

	1,248,165,147.00	**58.50%**
	-	-
	6,038,900.00	0.28%
	1,220,144,510.00	57.19%
	56,524,510.00	2.65%

	1,163,620,000.00	54.54%
	21,981,737.00	1.03%
	21,981,737.00	1.03%
	-	-
	885,475,718.00	**41.50%**
A	435,475,718.00	20.41%
H	450,000,000.00	21.09%
	2,133,640,865.00	**100.00%**

A 2020 12 3 2021 1 15 “ ”

3 A 2020

[2020]294

2020 5 27

1,450 A 100

14.50 1,450,000,000.00

8578,301.90

1,441,421,698.10 2020 6 2

20 00225

A

“ ” 2020 12 3

A 2020 12 3 2026 5 26

2020 12 23

“ ” “ ”

“ ” 2021 1 29

“ ” 21 00136

2021 1 29

1,447,297,000.00 A

107,048,107 2,703,000.00

536,548,313.50 2,146,193,254

A

	1,248,165,147.00	**58.16%**
	-	-
	6,038,900.00	0.28%
	1,220,144,510.00	56.85%
	56,524,510.00	2.63%
	1,163,620,000.00	54.22%
	21,981,737.00	1.02%
	21,981,737.00	1.02%
	-	-
	898,028,107.00	**41.84%**
A	448,028,107.00	20.88%
H	450,000,000.00	20.97%
	2,146,193,254.00	**100.00%**

4 A

2021 5 25

A 2021 5 25

14.23 / 3 70 A

3 700,000 A

9,961,000.00 2021 7

25

21 00324

2021 7 20

2020 A 70 A

70 2,146,193,254

2,146,893,254

A

	1,164,320,000	**54.23%**
	-	-
	-	-
	1,164,320,000	54.23%
	-	-
	1,164,320,000	54.23%
	-	-
	-	-
	-	-
	982,573,254	**45.77%**
A	532,573,254	24.81%
H	450,000,000	20.96%
	2,146,893,254	**100.00%**

2020 12 31 84,545,147
A 2021 1 18
2021 7 19 84,545,147

2021 9 30 2,146,893,254

				%	
1			449,955,880	20.96%	-
2			439,358,400	20.46%	439,358,400
3			350,532,000	16.33%	350,532,000
4			324,081,600	15.10%	324,081,600
5			46,801,800	2.18%	-
6			31,201,200	1.45%	-
7			31,201,200	1.45%	-
8			21,407,991	1.00%	-

				%	
9			18,714,844	0.87%	-
10			16,031,883	0.75%	-
			1,729,286,798	**80.55%**	**1,113,972,000**

1 H
2
3
2016
9 439,358,400 A
324,081,600 A 350,532,000 A
4,800,000 A H 485,000 H
973,000 H 111,000
A H 439,843,400
20.49% A H 351,505,000 16.37%
A H 324,192,600 15.10%

1,120,341,000

52.18% A 1,118,772,000 A

65.93%

1

1961 11

3304021961******** ****

****

2

1961 8

3304021961******** ****

****

3

1987 1

3304021987******** ****

****

4

1985 8

3304021985******** ****

****

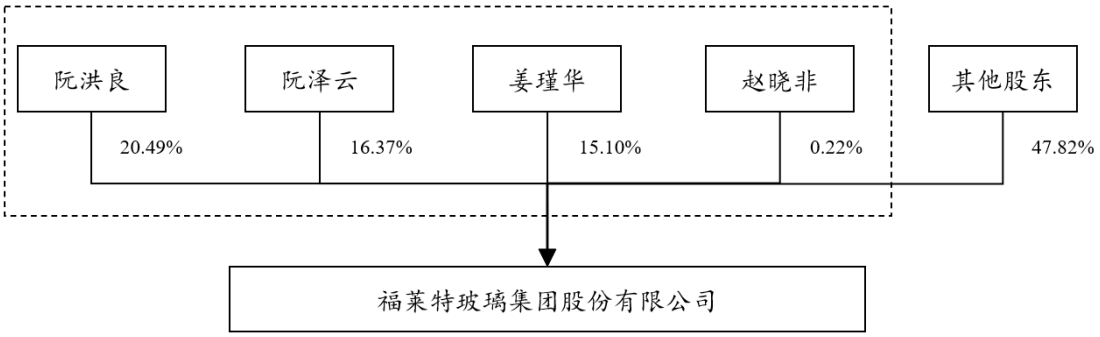

2018 2019 2020 2021 1-9

68.96% 78.80% 83.98% 82.40%

1

	2021-9-30	2020-12-31	2019-12-31	2018-12-31
	1,800,051.02	1,226,580.04	939,228.06	695,354.91
	660,799.61	503,105.77	487,939.22	328,489.54
	1,139,251.41	723,474.26	451,288.84	366,865.37
	-	-	-	-
	1,139,251.41	723,474.26	451,288.84	366,865.37

2

	2021 1-9	2020	2019	2018
	633,726.76	626,041.78	480,680.40	306,380.27
	194,453.73	186,491.83	84,595.64	45,851.72
	194,821.41	187,390.80	86,267.02	46,614.53
	171,685.20	162,878.38	71,724.37	40,731.47
	171,685.20	162,878.38	71,724.37	40,731.47

3

	2021 1-9	2020	2019	2018
	-90,042.89	170,116.73	51,019.67	43,090.93
	-290,252.25	-237,416.10	-124,777.20	-130,294.49
	384,998.61	136,917.25	68,403.05	43,664.34
	4,293.48	66,710.38	-4,968.19	-42,089.72

	2021-9-30	2020-12-31	2019-12-31	2018-12-31
%	36.71	41.02	51.95	47.24
/	0.80	0.83	0.37	0.23
/	0.80	0.81		
%	42.09	46.54	31.56	27.12
%	16.07	29.46	17.10	11.79

100%　　100%

	91341126355177446K
	! 5,000
	2015-08-24

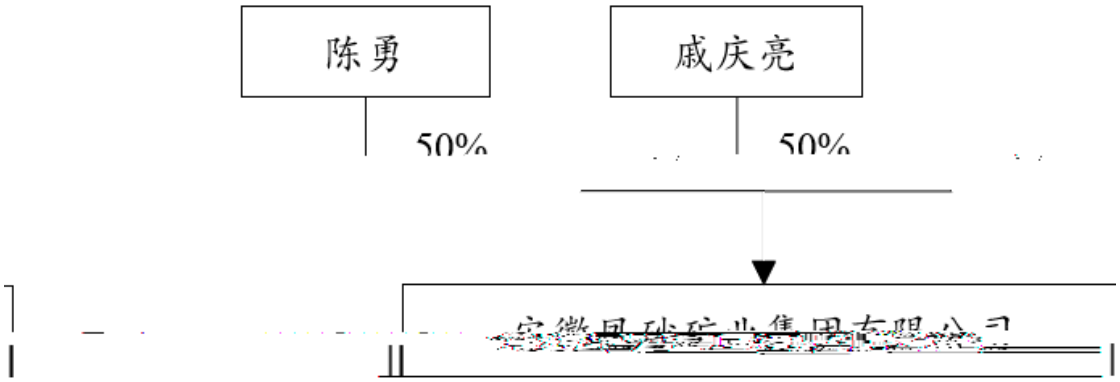

2　　50

/　　C3490002020037130149488

	91341126575726216H

2

3

3

1

96%~99%

2

ɵ ˍ \

50.00 /

0.2288

2020 3 12 2050 3 12

11 1980

A 3622550 39543923 B 3622525 39543950 C 3622513 39543963 D 3622494 39543970 E 3622435 39543983 F 3622416 39543985 G 3622386 39543980 H 3621974 39544362 I 3622224 39544505 J 3622406 39544462 K 3622771 39544071

	9134112675099952XF
	17,000
	2003 1 6
	( )

1

100%

2

100%

50.00% 50.00%

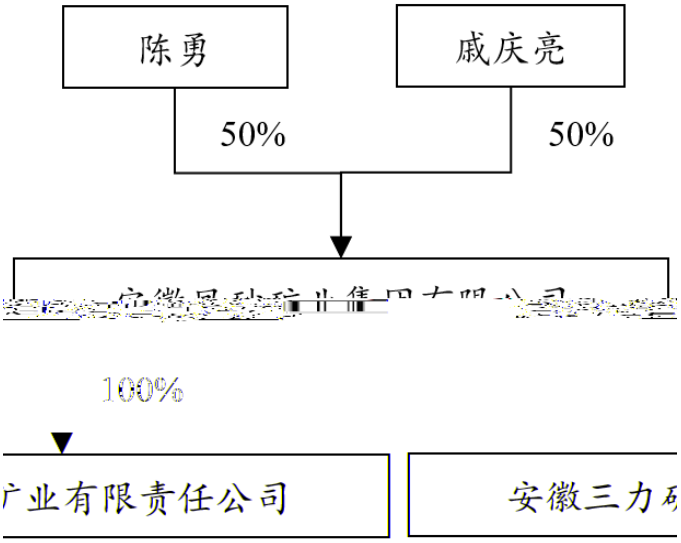

2021 9 30 /
2021 1

1

190.00 /

2

1

2

3

3

1

98%　　97~95%

2

13km　　15km

2.5km

3

[2000]133

C3400002010127140109771

190.00　/

0.2009

2016　12　26　　2028　12　26

8

	80	
	X	Y

1

2020

2021 24 3,744.50

100% 100%

365,000.00

100% 100% 365,000.00

100%

100%

2006

100%

100%

1

2

3

4

5%

12

“ 12

”

20%

[2007]128 “

20 20%

”

2021 10 27

[2007]128 2021 10 28 20

	601865.SH	884045.WI	000001.SH
1 2021 10 27	51.91	5,222.01	3,562.31
21 2021 9 22	47.98	4,954.85	3,628.49
	8.19%	5.39%	-1.82%
			10.01%
			2.80%

20

20% ₮

1(VrVa $ÁC vÀ : C Cu • à ˜AN¿ /)9V † îÈR$VA‘ 8Ã s0

”

“1 2021 8 26

40,000

25% 0.0019%

15 6

2

”

“

”

36

1

2

26 ——

3

4

5

6

7

8